




Wolfe Hill Farm

LENHARTSVILLE, PENNSYLVANIA

POLLINATOR PLANT GUIDE

Creating habitat one garden at a time.



COMMON MILKWEED

Asclepias syriaca

Essential host plant for Monarch caterpillars and a valuable nectar source for many pollinators.

HEIGHT: 3–5 ft

BLOOM TIME: Summer

FLOWER COLOR: Soft Pink

HABITAT: Full sun, average to dry soils

SUPPORTS: Monarch butterflies, bees & native pollinators



BUTTERFLY MILKWEED

Asclepias tuberosa

Drought tolerant native that provides nectar for butterflies, bees and beneficial insects.

HEIGHT: 1–2 ft

BLOOM TIME: Early–Mid Summer

FLOWER COLOR: Bright Orange

HABITAT: Dry soils, full sun

SUPPORTS: Butterflies, bees & beneficial insects



COSMOS

Cosmos bipinnatus

Long-blooming annual that attracts a wide variety of bees and pollinators throughout summer into fall.


HEIGHT: 2–4 ft

BLOOM TIME: Summer–Fall

FLOWER COLOR: Pink, White, Magenta

HABITAT: Full sun

SUPPORTS: Bees & pollinators



CALENDULA

Calendula officinalis

Cheerful blooms that attract pollinators and beneficial insects all season long.


HEIGHT: 1–2 ft

BLOOM TIME: Spring–Fall

FLOWER COLOR: Golden Orange

HABITAT: Full sun

SUPPORTS: Pollinators & beneficial insects



NATIVE WILDFLOWER BLEND

48 varieties of native & pollinator-friendly annual and perennial mix designed for season-long blooms that support biodiversity and provide nectar and habitat for pollinators.

- Season-long color and nectar
- Supports a diversity of pollinators
- Creates naturalized pollinator spaces
- Sow, grow, and enjoy!

THANK YOU FOR SUPPORTING WOLFE HILL FARM POLLINATOR PROJECT!
Learn more at wolfehillco.com



Certified Monarch Waystation



PA Pollinator Friendly Habitat #1230